

FIG. 1A

FIG. 1B

FIG. 1C



FIG. 1D

FIG. 1E

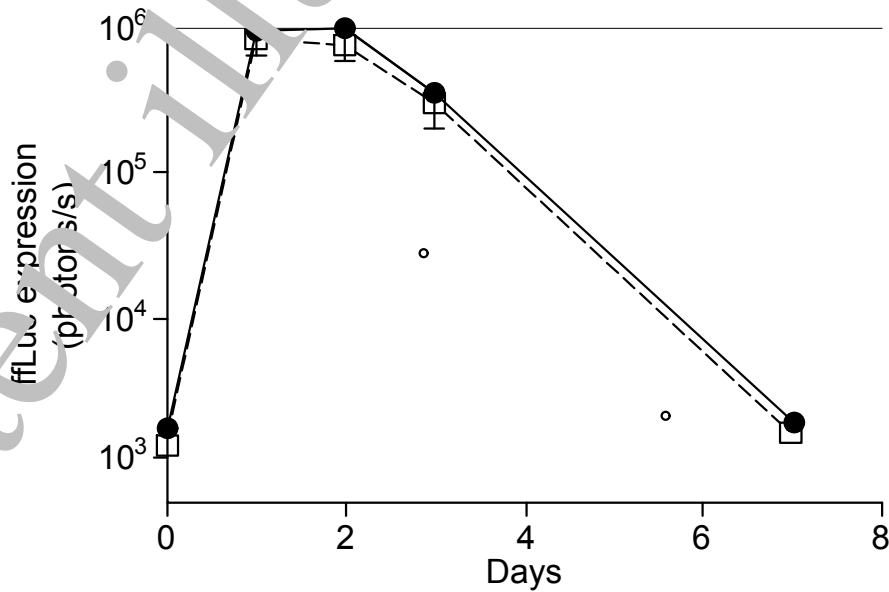


FIG. 1F

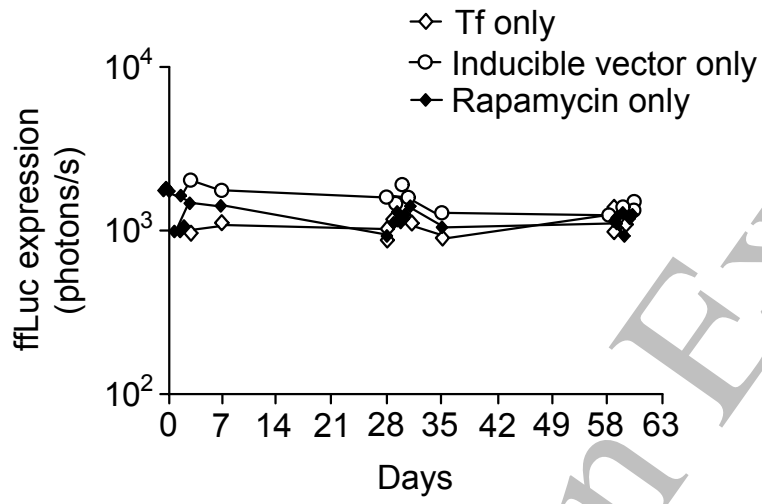


FIG. 2A

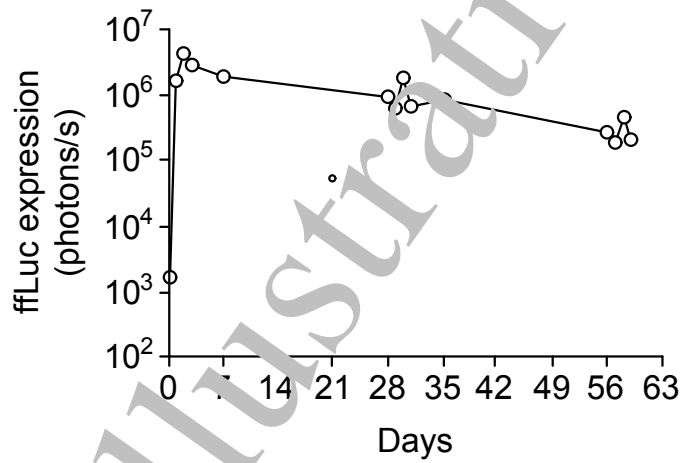


FIG. 2B

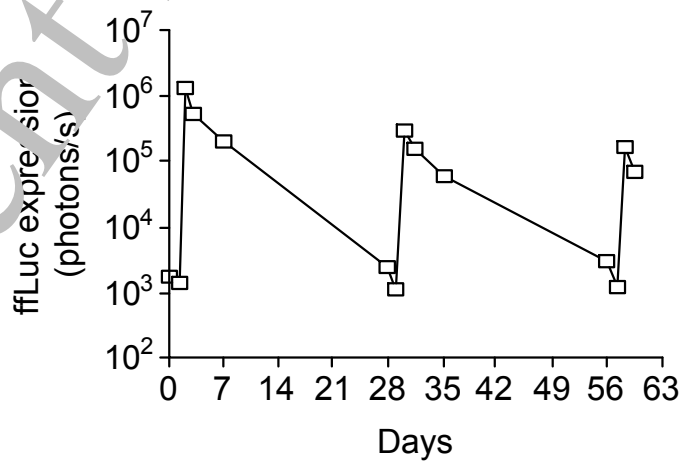


FIG. 2C

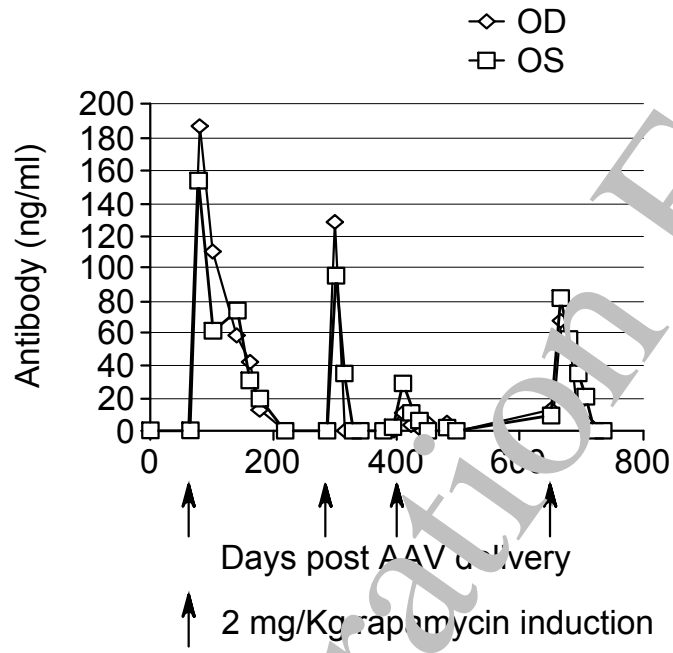


FIG. 3

FKBP60	ggcgtacaagtagagactataagtccctggtgatggaaggactttcctccaaaagagagacaa
FKBPwt	ggagtgacaggtggaaccatctcccaggagacggggcgacacttcccacagccggccag
FKBPco	ggcgtgcaggtggagaccatcagccccggcgacggcagaacacttcccacagagggccag
FKBP70	ggcgttcaggtggaaccatcagtcaggggatggccgaactttccacagagaggggcag
	** **** **
FKBP60	acatgtgtagttcattatacgggtatgttgaggacggcaactcgttgcagtagtaga
FKBPwt	acctgctggtgcactacaccgggatgcttgaagatggaaaga aattgattcctcccg
FKBPco	acctgctggtgcactacaccggaatgctggaggacggcagagagttcgacagcagcaga
FKBP70	acttgctgctgcattatactggtatgctggaggatggcaaaaagttcgactctccaga
	** ** * ** * ** * ** * ** * ** * ** * ** * ** * ** * ** * ** * ** *
FKBP60	gatcgtaataaaccattcaaattcatgttgggttaaacagaagtcattaggggatgggag
FKBPwt	gacagaaacaagcccttaagttatgctagacaaaccaggaggtgatccgaggctgggaa
FKBPco	gacagaaacaagccctcaagttcatgctgggcacagcaggaggtgatcagaggctgggag
FKBP70	gatcggaacaaccattcaaattcatgctgctgaaacaggaagtatccgcggatgggag
	** * ** * ** * ** * ** * ** * ** * ** * ** * ** * ** * ** * ** * ** *
FKBP60	gagggagtcgctcaaagtgcgttggaaacgtgctaagttaacaatcagccctgactac
FKBPwt	gaaggggtgcccagatgagtggtggcagagagccaaactgactatatctccagattat
FKBPco	gagggcgtggcccagatgagtcgtggcccagagagccaagctgacctcagccccgactac
FKBP70	gagggcgtggcccagatgctcgtggggccagcgcgccaagctaaccatctcccagactac
	** ** * ** * ** * ** * ** * ** * ** * ** * ** * ** * ** * ** * ** *
FKBP60	gcatacggagctacaggacatcctggtattatacctcccacgctaccttggtgtttgac
FKBPwt	gcctatggtgccaatggccaccaggaatcaccaccacatgccactctcgtcttcgat
FKBPco	gcctacaggaaccacggccaccccgcatcatcccccccacgccaccctggtgttcgac
FKBP70	gcctacgggagaccaccggacaccccggtatcataccccacacgccaccctgtgtttgac
	** ** * ** * ** * ** * ** * ** * ** * ** * ** * ** * ** * ** * ** *
FKBP60	gtcgaactgctgaagttagag
FKBPwt	gtggagcttctaaaactggaa
FKBPco	gtgacagctgctgaagctggag
FKBP70	gtggaactgcttaagctagag
	** ** * ** * ** * ** * ** * **

FIG. 4

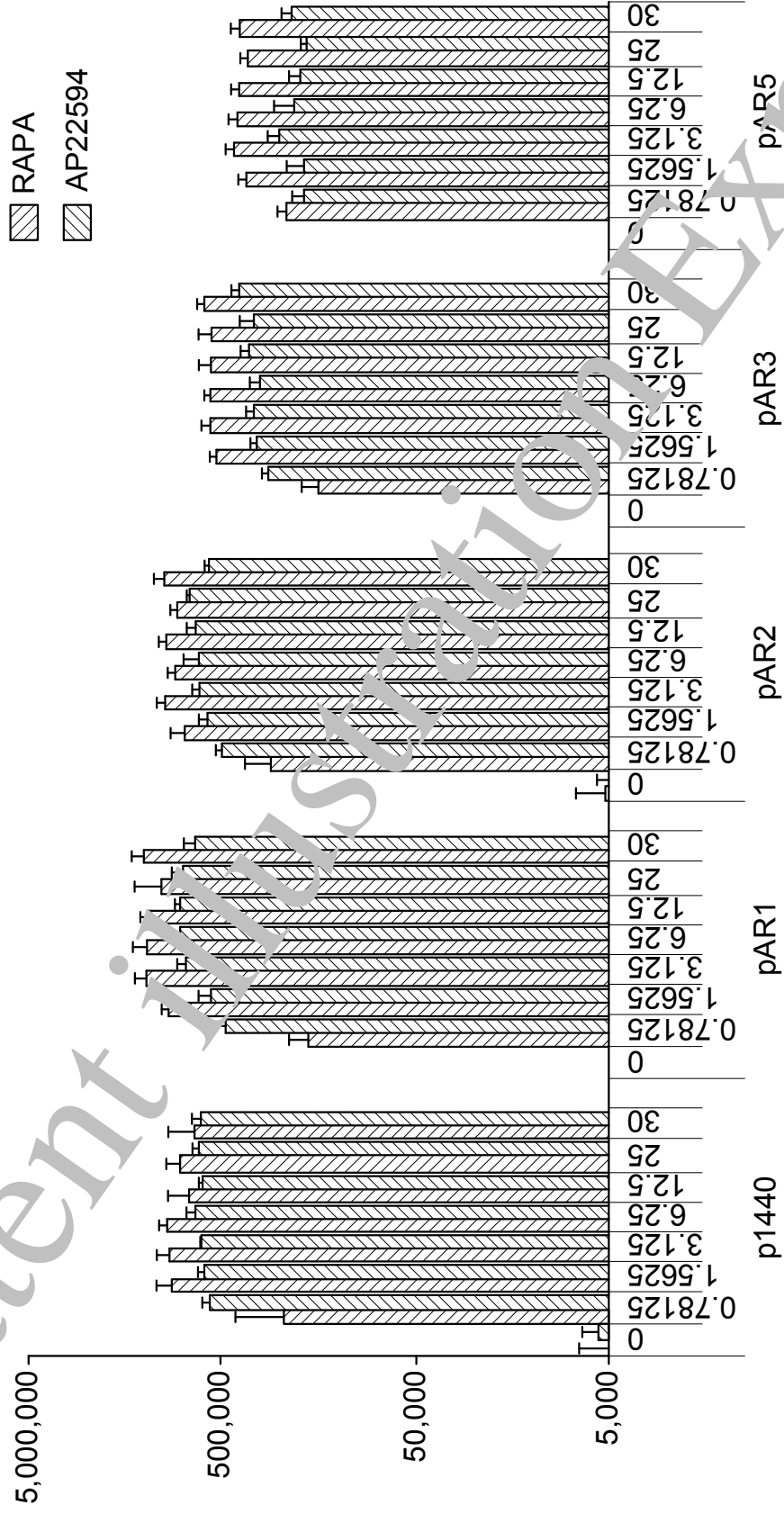


FIG. 5

Patent Application Express

Expression of antibodies in HEK 293 cells: 72 hours post transfection

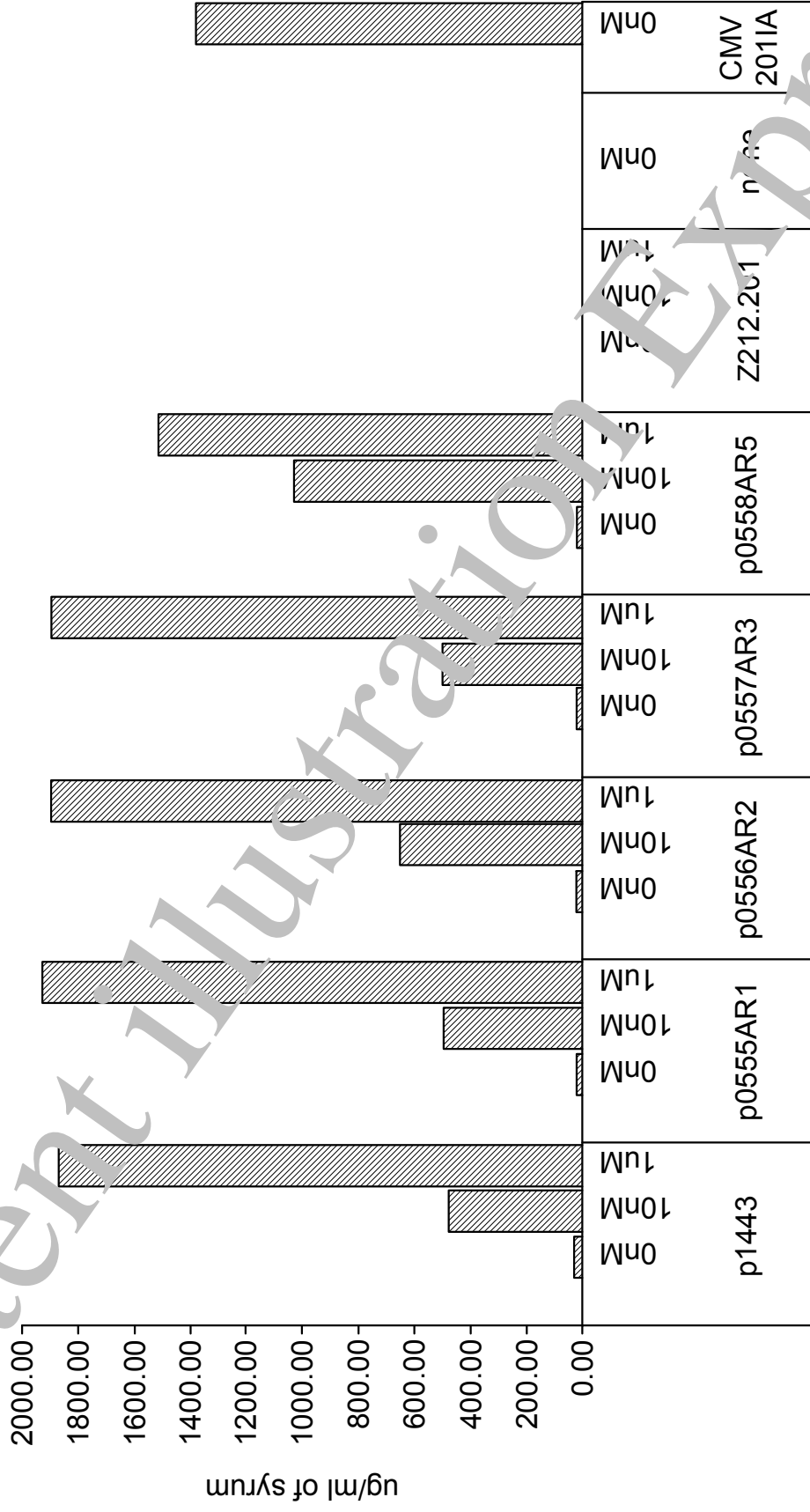


FIG. 6

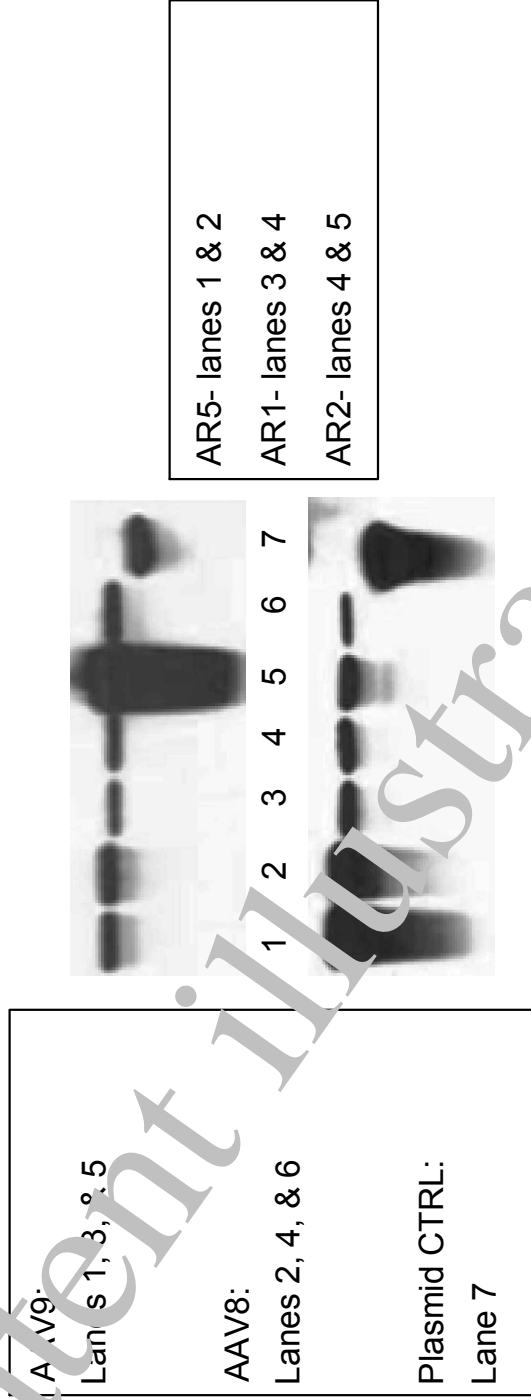


FIG. 7A

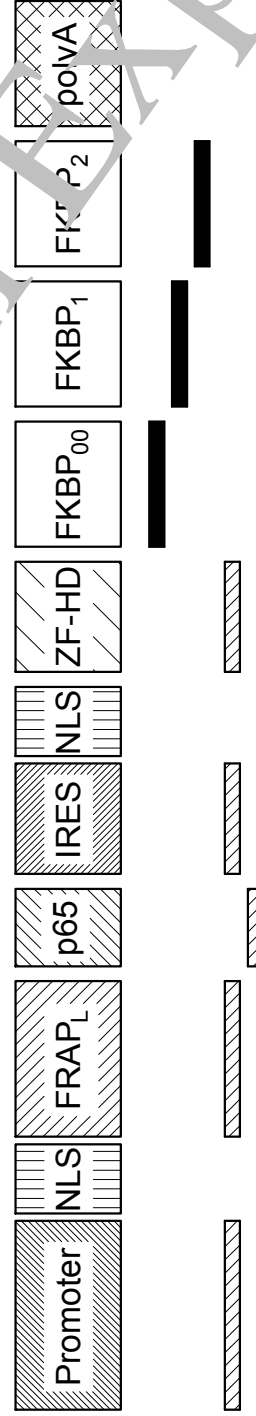


FIG. 7B

Patent Illustration Express

Induction of antibody expression after IM injection:

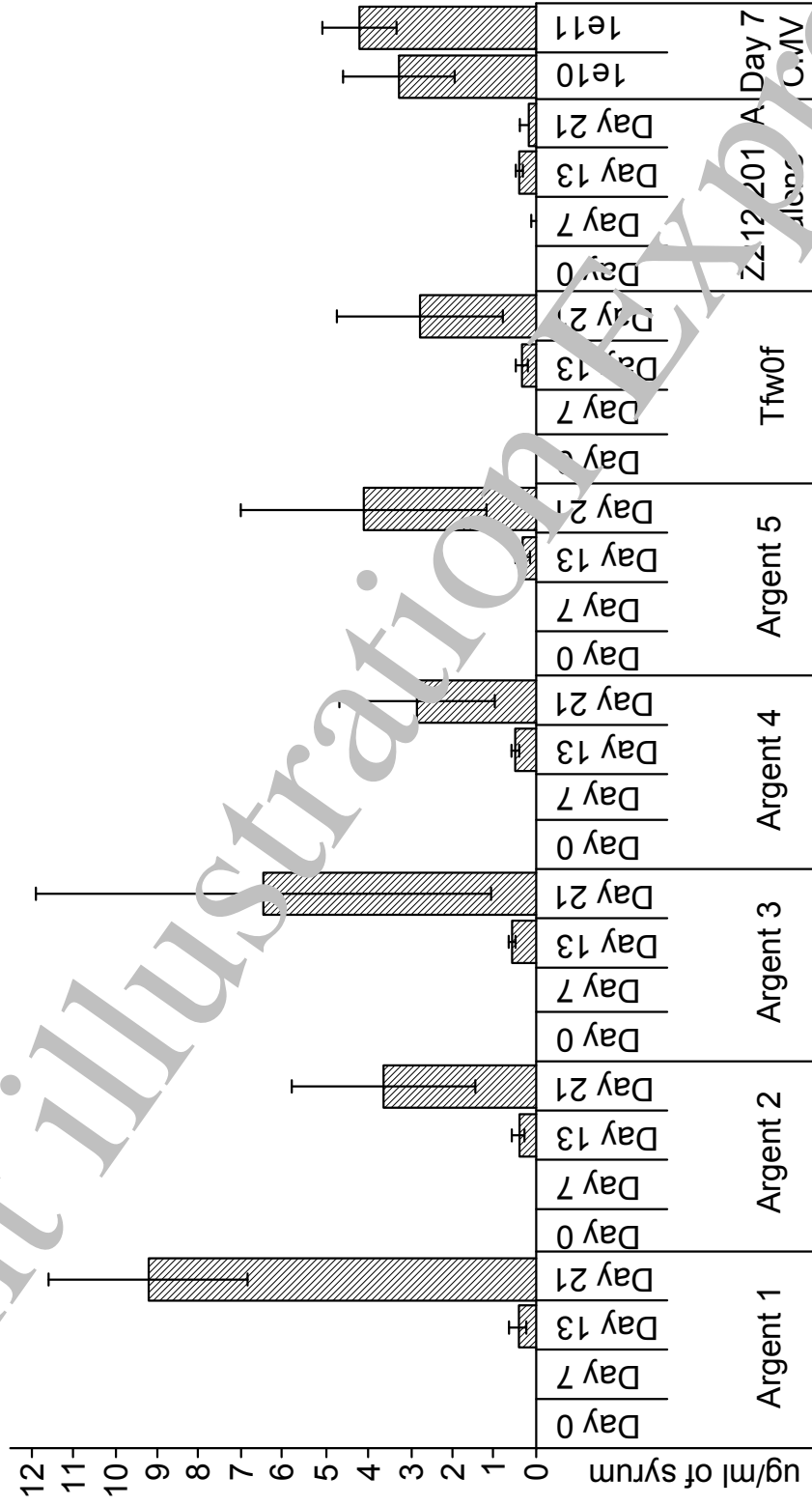
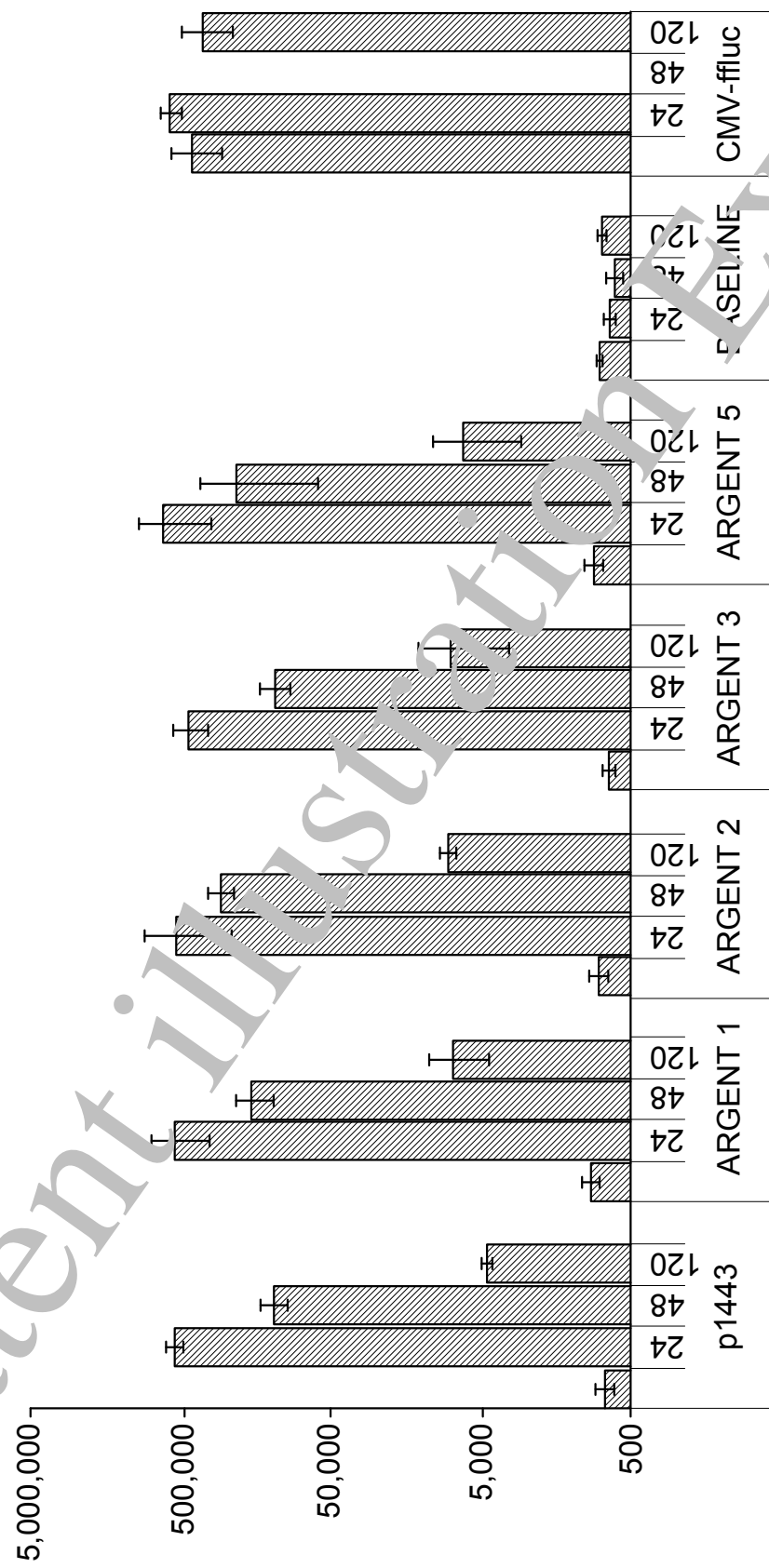


FIG. 8



TOPICAL RAPAMYCIN INDUCES EXPRESSION OF fLUC IN NOSE



HOURS POST RAPAMYCIN INDUCTION

FIG. 9

Patent Illustration Express